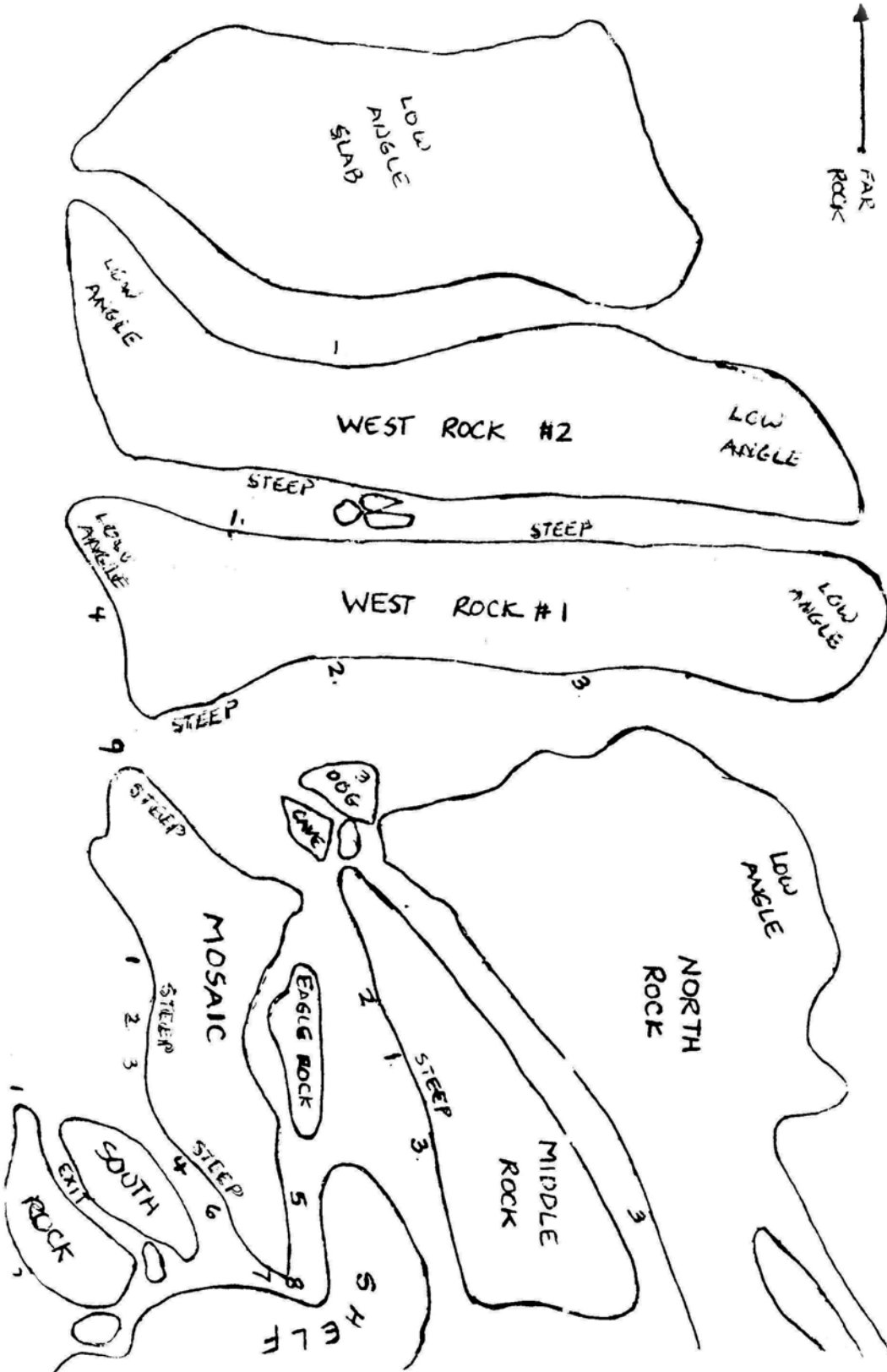
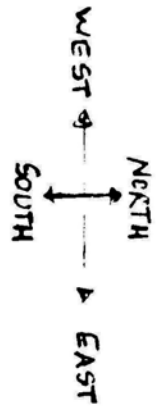


TRES PIEDRAS - UNO ROCK



ROCK CLIMBS AT TRES PIEDRAS - UNO ROCK

WEST ROCK #1 :

1. QUARTZ DELIGHT ( 5.5, I, 1 pitch, E. ) : good beginner's friction but protection thin at top but angle very low, walk up gully on West side of this rock, climb begins on your right to left of large flake on face, climb up, then bear right up crack between flake and face, go up to top, exit by walking East then descend gully going South.
2. LOOKED HARDER FROM OVER THERE ( 5.7, I, 1 pitch, B.P. ) : nice crack'n flared chimney, hardest part is at the start, exit same gully as above.
3. BLACK LICHEN ( 5.6, I, 1 pitch, B.P. ) : a short bush whack to the right ( North ) of LOOKED HARDER FROM OVER THERE, stay near base of rock and in a hundred or so yards ascend gentle slab to ramp with boulder and tree plus nasty lichen covered face on your left, climb near tree, bear left stepping onto head wall near top and over, exit North.
4. SHE FREAKED ( 5.7, I, 1 pitch, B.P. ) : this climb begins at most Southern tip of this rock, the first few moves could be either 5.2 or 5.9 depending upon where you start, up obvious line with flakes on left, move left at head wall, climb hand crack to top, exit to West.

WEST ROCK #2 :

1. CRACK N' FRICTION ( 5.5, I, 1 pitch, E. ) : walk down gully on the West side of this rock, about a hundred yards up gully note large crack that immediately flattens out to low angle slab, go left onto thin face, climb to top, protection interesting, exit to South.

FAR ROCK :

1. SHORT N' SWEET ( 5.7, I, 1 pitch, B.P. ) : walk to South tip of the most Western rock, to the right of a detached boulder is a face climb, crux is double hump over at top, exit North.
2. LEFT OR RIGHT ( 5.8, I, 1 pitch, B.P. ) : inviting face on the Southern portion of the front rock, landscaped in early scrub oak, go up and ascend easily protectable crack, at crux right or left?, exit North.
3. LOOK MOM, NO FRIENDS ( 5.7, I, 1 pitch, B.P. ) : bear right ( North ) upon reaching front rock, the large crack is obvious, climb up, obtain ramp and go right, exit North.
4. LOOK MOM, FRIENDS ( 5.8, I, 1 pitch, E. ) : walk North along front rock, just to left of fallen tree note over hanging start with good holds, go up, stand, climb to top, protection interesting, exit North.

## ROCK CLIMBS AT TRES PIEDRAS - UNO ROCK

### SOUTH ROCK:

1. PUDDIN' ( 5.6, I, 1 1/2 pitches, B.P. ) : this climb is just an inch over a pitch and ends at an old bolt left by some pre-historic carnivore, the climb begins at the low angle slab on the West tip of South Rock, a nice beginners climb as it involves climbing in a jam crack and low angle friction, from the top of the jam crack to the bolt there is a slight lead out but the angle is low.
2. EAGLE'S NEST ( 5.7, I, 1 pitch, B.P. ) : walk East along the front of South Rock, scramble over some drawf boulders to the briar patch at the base of this climb, on your left is a big detached flake, climb to the right, up crack, when it looks harder then 5.7 traverse right on nice hand traverse and climb to vacated nest above, belay from big ledge, 3rd class to top and descend to the East to an exit gully.

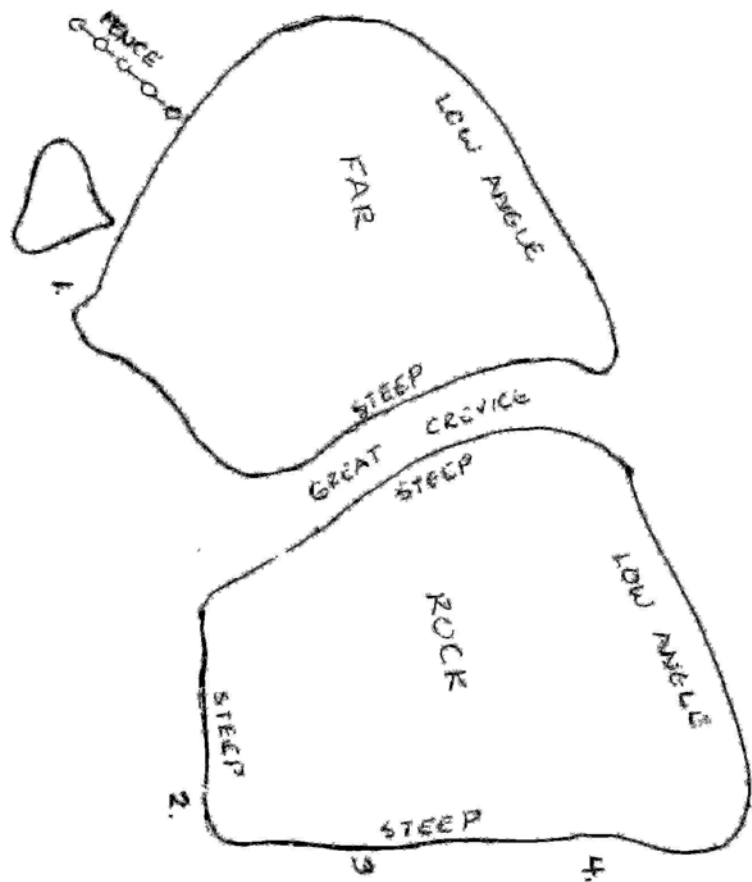
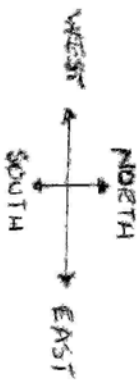
### MIDDLE ROCK:

1. CROWBAIT ( 5.8, I, 1 pitch, B.P. ) : this climb begins on the South side and West end of Middle Rock, start at an obvious low angle slab, climb rapidly to steep headwall, climb obvious crack to a crow's nest, proceed at risk of a good peckin' from Heckle and Jeckle.
2. CROW'S DETOUR ( 5.6, I, 1 pitch, B.P. ) : begin same as CROWBAIT, at base of head wall traverse left, descend a little, climb left and over small hump to large belay ledge, descend to the West.
3. BATS IN THE BELFRY ( 5.7, I, 2 pitches, E. ) : this climb begins just to the right of CROWBAIT, start under tree and climb up right on low angle slabs to bolt sans hanger, up right past bolt to low angle ramp to belay, climb steep crack right to top, exit East or West.

### NORTH ROCK:

1. KING CRACK ( 5.9, II, 1 pitch, E.D. ) : this climb is worth finding, the vertical flared crack identifies this climb, getting in the crack can be tedious, bear right at top as it thins out, exit West. Not lead free.
2. QUEEN CRACK ( 5.8, II, 1 pitch, E.D. ) : the diagonal crack to the left of KING CRACK, nice start, up crack and stand at top, go up or traverse right, climb to top, protection interesting. Not lead free.
3. JOKER JOHN ( 5.9, II, 1 pitch, E.D. ) : this is the face between the above cracks, the line is obvious with thin holds, crux is last move at top. Not lead free.

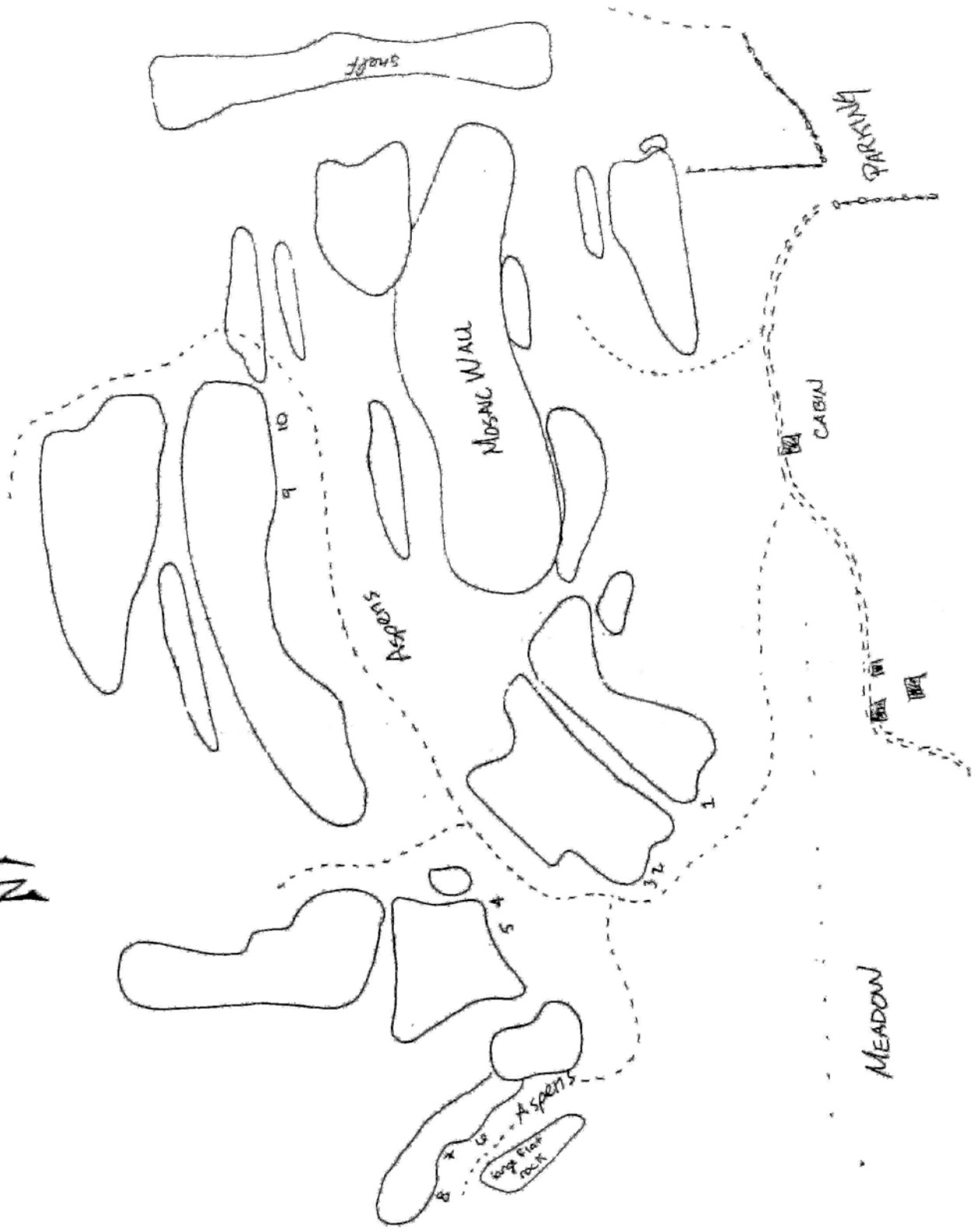
TRES PIEDRAS - UNO ROCK



ROCK CLIMBS AT TRES PIEDRAS - UNO ROCK - MOSAIC

1. THE MOSAIC ( unfinished - probable 5.11, III, ? 4 pitches, E.D. )  
this beautiful face has reportedly never been climbed but has been pushed to at least the obvious bush about half way up on the right, good fixed protection to that point, the lady calls.
2. DIRTY DIAGONAL ( 5.7, I, 1 pitch, B.P. ) : this rather earthy crack is to the immediate right of THE MOSAIC, it is not worth climbing.
3. CHICKENHEADS ( 5.7, I, 1 pitch, B.P. ) : this delightful climb will make you chuckle with glee as you scramble up large chickenheads with good exposure, this climb begins by walking up ramp to the right of the start of DIRTY DIAGONAL to an obvious belay site, climb right then up, crux is a friction move over a hump by going left, up to ledge and belay, 3rd class to top, descent to the East.
4. THIN AT THE TOP ( 5.8, II, 2 pitches, E. ) : walk East along the base of the rock until an obvious and large crack is seen on your left, the line is obvious, belay from ledge about half way up, quite frictiony at the top with lead-outs and interesting protection.
5. SUPRISE-SUPRISE ( 5.8, II, 1 pitch, E. ) : this climb is on the North side of the rock, circle the rock to the East or West, the climb starts near the East end of Eagle Rock, face the lichen covered wall, there is a large crack on your left and an impossible looking face to your right, climb this face in between these two, three horizontal cracks await your protection but surprise, surprise.
6. CRYIN' IN THE RAIN ( 5.9, II, 2 pitches, E. ) : walk East from THE MOSAIC and beyond THIN AT THE TOP, ascend the left leaning low angle lieback crack, traverse right under small overhang, go up, reach to good crack, traverse left to low angle ramp and belay on ledge, climb chickenheads on left and then straight up.
7. DUNG ALLEY ( 5.8, I, 1 pitch, E. ) : walk NorthEast beyond CRYIN' IN THE RAIN where you will trip over a large detached buttress, climb it.
8. SUMMER DREAMS ( 5.7, I, 1 pitch, B.P. ) : just to the right of DUNG ALLEY is a good crack with good intentions.
9. LICHEN TO LIKEN ( 5.8, II, 2 pitches, E. ) : this climb begins on the most Western portion of the rock, walk behind and beyond deserted A frame, see the line with the large flake on your right, difficult at the bottom, climb under flake to your right, push over ( crux ), then follow line bearing slightly left thru the roof to the top, may be done in 1 pitch, Exit East.

TRES PIENAS  
↑



NEW ROUTES AT TRES PIEDRAS  
- 1990 -

- 1) PONY EXPRESS 5.9, 4 bolts 100' 6/90  
low angle slab over 2 bulges
- 2) THUNDER TOAD 5.10 b, 3 bolts 80' 5/90  
bolts lead to diagonal crack. Rappelled anchors
- 3) DANGER MOUSE 5.10 d, 3 bolts 80' 6/90  
just left of route #2
- 4) THE MAD BOLTER 5.11 b, 4 bolts + RP's 100' 6/90  
crack to face
- 5) NEW RAGE 5.10 d, 2 bolts 120' 6/90  
climbs up slab past bolts, angle right to top  
of route 4. Finish over headwall via small  
dihedral
- 6) ZERO 5.10 a/b, 2 bolts + TCW's, 70' 5/90  
climb over bulge up to face with bolts.  
Finish in incipient cracks.
- 7) GIULA MONSTER 5.9+, 4 bolts + TCW's, 100' 5/90  
Up slab to horizontal crack
- 8) DIGITAL DILEMMA 5.11 a, 3 bolts + TCW's + RP's  
work over vertical face to lower angle  
slab. Top protected with RP's 7/90
- 9) DRAGON'S LAIR 5.11 c, 2 bolts + RP's, 70' 7/90  
Follow RP crack up onto face. finish  
over bulging green streak.
- 10) RAGING CHICKEN 5.11 d, 2 bolts + sling, 65' 7/90  
climbs past 1st bolt, sling chicken head  
then over top past another bolt

# WAIVER

I, \_\_\_\_\_ intend to participate in the sport  
Print Name  
of rock climbing on land owned by Gus Foster at Tres Piedras, New Mexico. I understand that rock climbing and all other related activities are hazardous. I am aware of the risks and dangers involved in such activities and that unanticipated dangers may arise. I also understand fully the risks of death or catastrophic injury to my person and property that could be sustained in connection with these activities.

In consideration of the permission granted to me to participate in such activities, I therefore, for myself, my heirs, administrators, representatives, and assigns, hereby waive any and all claims against Gus Foster, his family, heirs, administrators, representatives, and assigns for any injury, costs or expenses, or loss of life arising from my participation in the aforesaid activities. I also agree to indemnify and hold harmless Gus Foster, his family, heirs, administrators, representatives, and assigns for and against any claim arising from my participation in such activities. If I am under eighteen years of age my parents or legal guardians must also sign, and they understand and accept the conditions and statements of this document and give me full permission to participate.

I hereby certify that I am in good health and that there are no medical reasons which could threaten my safety or the safety of the group during this activity.

I understand and accept the fact that Gus Foster is not an insurer of safety for those that have permission to rock climb on his property. I also recognize that the duty to obtain insurance related to the above activity shall be my obligation and not that of Gus Foster.

I further certify that my execution of this waiver and my participation in the activity are voluntary, and that I have been informed of the risks and hazards therein.

In signing below, I represent and certify that I have read and understood this waiver. I further understand that Gus Foster does not intend to and has no obligation to inspect or maintain his property for safety to rock climbers.

\_\_\_\_\_  
Signature of participant or guardian

\_\_\_\_\_  
Date

\_\_\_\_\_  
Signature of witness

Return to: Gus Foster, PO Box 8008-7103, Taos, NM 87571 (505) 758-4007